


What will my timetable look like?

My timetable will be different in week 1 and week 2.

When I begin school in September it will be week 1. The following week is 2. The week after that will be week 1 again. This pattern continues all year.

The codes for the days of the week are across the top of my timetable.



	1Mon	1Tue	1Wed	1Thu	1Fri
1	\$x/En2 HLA EN6	\$BX1/Pe MWA PE7	\$x/Mf1 HRI IT5	\$x/Sc4 PWL SC4	\$x/Ge2 RSW HU5
2	\$x/Mu4 CHO Music	\$x/Mu4 CHO Music	\$BX1/Pe MWA PE7	\$x/En2 DDA EN4	\$x/Hi2 JHO HU2
3	\$x/Ma4 AHA MA4	\$x/Ma4 AHA MA4	\$x/En2 HLA EN6	\$BX1/Pe RCA PE3	\$x/Sc4 PKA SC4
4	\$BX1/Pe MWA PE7	\$x/Ge2 JSA HU3	\$x/Sc4 PWL SC5	\$x/Ma4 AHA MA4	\$X4/Cr CRO DT3
5	\$X4/Cr CRO DT3	\$GOS/Pn NSH SC2	\$x/En2 DDA EN4	\$x/It4 WBU IT6	\$x/Ma4 AHA MA4


Mon = Monday

Tue = Tuesday

Wed = Wednesday

Thu = Thursday

Fri = Friday



The numbers of the lesson are down the side of my timetable.


I go to lesson 1 first, then lesson 2 and so on.

After the last lesson, I can go home, or I can go to an after-school club.

A thick black line between the lessons means I will have a break.

In this example there is a break after lesson 1 and after lesson 3.

At break I go to the dining area.



	1Mon	1Tue	1Wed	1Thu	1Fri
1	\$x/En2 HLA EN6	\$BX1/Pe MWA PE7	\$x/Mf1 HRI IT5	\$x/Sc4 PWL SC4	\$x/Ge2 RSW HU5
2	\$x/Mu4 CHO Music	\$x/Mu4 CHO Music	\$BX1/Pe MWA PE7	\$x/En2 DDA EN4	\$x/Hi2 JHO HU2
3	\$x/Ma4 AHA MA4	\$x/Ma4 AHA MA4	\$x/En2 HLA EN6	\$BX1/Pe RCA PE3	\$x/Sc4 PKA SC4
4	\$BX1/Pe MWA PE7	\$x/Ge2 JSA HU3	\$x/Sc4 PWL SC5	\$x/Ma4 AHA MA4	\$X4/Cr CRO DT3
5	\$X4/Cr CRO DT3	\$GOS/Pn NSH SC2	\$x/En2 DDA EN4	\$x/It4 WBU IT6	\$x/Ma4 AHA MA4

My timetable might change sometimes.

I might be told to go to a different classroom, or I might see a different teacher in my lesson. This could be because my teacher is ill.

I might be given a new timetable to follow.

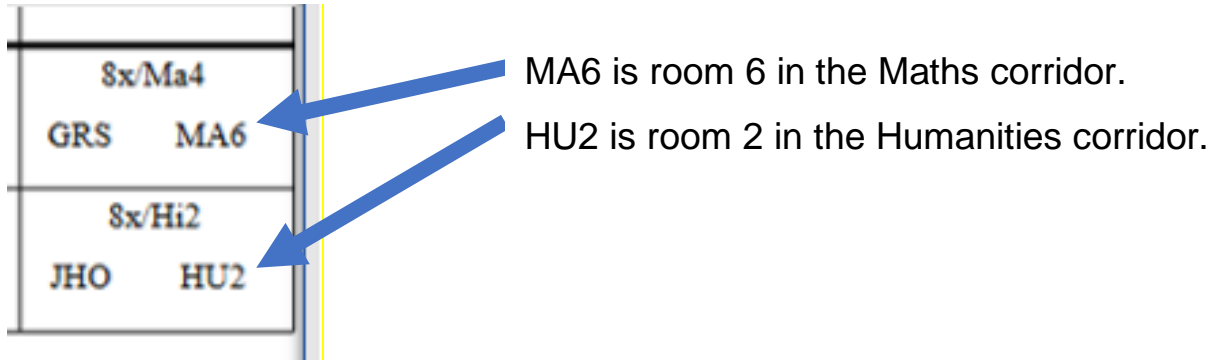
I don't need to worry about this. I will ask a teacher for help if I have any questions about my timetable.

How will I know where to go?

At secondary school I will learn a lot of different subjects.

I will go to different classrooms during the day for my lessons.

The rooms I need to go to are printed on my timetable. Each room has a code.



The diagram shows a portion of a timetable with two rows. The first row contains the text '8x/Ma4' and 'GRS MA6'. The second row contains '8x/Hi2' and 'JHO HU2'. Two blue arrows originate from the right side of the text. One arrow points from 'MA6' to the text 'MA6 is room 6 in the Maths corridor.' The other arrow points from 'HU2' to the text 'HU2 is room 2 in the Humanities corridor.'

8x/Ma4	GRS	MA6
8x/Hi2	JHO	HU2

MA6 is room 6 in the Maths corridor.

HU2 is room 2 in the Humanities corridor.

I don't need to worry about getting lost.

I can show a teacher my timetable. They will tell me how to get to the room.

I will soon be able to remember where the rooms are.

How will I know who will teach me?

I will have different teachers for my lessons.

Each teacher has a code. This is on my timetable.

GRS is the code for Ms Russel. She will be the teacher in Maths room 6.



The diagram shows a portion of a timetable with one row containing the text '8x/Ma4' and 'GRS MA6'. A blue arrow points from the text 'GRS' to the text 'GRS is the code for Ms Russel. She will be the teacher in Maths room 6.'

8x/Ma4	GRS	MA6
--------	-----	-----

Sometimes I might not have the teacher I expect so in the lesson. This could happen if my teacher is away from school.

I will soon remember who all my teachers are.

How will I know which subject I have?

Each subject has a code.
















My timetable shows me what subject I will learn.

This timetable is for a student in year 8x.

This student will learn Maths in group 4 and then History in group 2.

8x/Ma4
GRS MA6
8x/Hi2
JHO HU2

These are the codes for the subjects.

Ma = Maths		Dr = Drama	
En = English		Rp = Reading	
Sc = Science		Mu = Music	
Hi = History		Ge = Geography	
Pe = Physical Education		Ar = Art	
Cr = Creative subjects		Mf = Modern foreign language	
Pn = Physical, Social, Health, Economic Education		Se = Social Ethics	
Er = Enrichment activity		It = Information technology	

Now I am ready to practise using a timetable.